

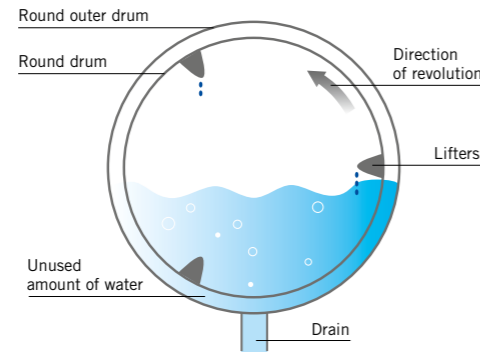
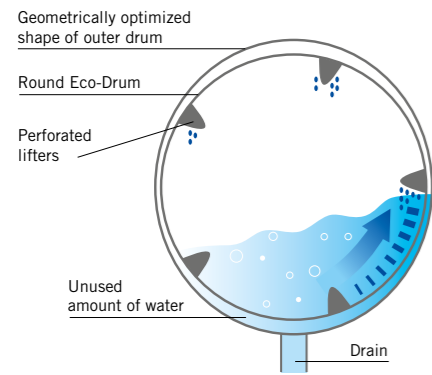
# Best technology for perfect hygiene.



PASS-THROUGH WASHING MACHINES | DIVIMAT D 140, 180, 220, 290, 350, 400, 450, 600, 800 UND DIVIMAT D-Y 1200, 1600, 2000

PROFESSIONALS LAUNDER WITH STAHL

**STAHL**  
WÄSCHEREIMASCHINEN

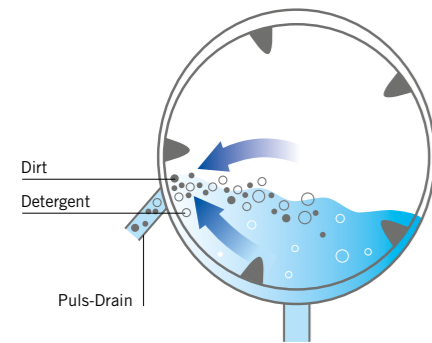


**👍 SPEED-FLOW-System by STAHL**

- Water pressure increases at the narrowing on the right. The water flows quickly and with pressure onto and through the wash load (jet effect)
- More lifters = more agitation of water and wash load

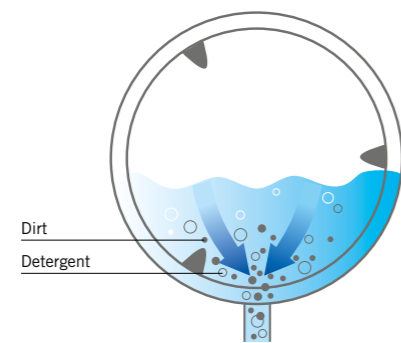
**👎 Conventional System**

- The round drum in the round outer drum does not create any hydrodynamics
- Fewer lifters = Less agitation of wash load
- More unused water = higher water consumption



**👍 PULS – process by STAHL**

- Dirt bound in detergent is drained via overflow (Arrow)
- Rinse bath remains cleaner = Save one rinse



**👎 Conventional rinse without PULS**

- Dirt and detergent come into contact with wash load during rinse
- More rinses are necessary

**New large stainless steel drain valve**

Our newly developed stainless steel drain valve is large and of step geometrical design to prevent dirt deposits and the jamming of foreign objects. It is triggered by water or air and thus remains closed even in case of a power failure, so that you do not lose any water and do not have to restart the wash process. This is another example of STAHL's contribution to a smooth running of your operation.



**With the innovative microprocessor control unit FREEpro touch all functions are controlled centrally**

- Simple, easy and flexible programming
- 13 standard programs included
- 99 spaces for free programming
- Dialogue based, simple programming
- Easy individual program selection
- Free and infinitely variable wash parameters
- Machine and computer networks as well as online functions possible
- User navigation in plain language
- Large selection of languages
- Constant process monitoring
- Visual representation of the program process
- Possibility to retrieve extensive statistical information
- Timer with week and week-end settings

**Impressive drum bearing**

The large mounting on both sides of the DIVIMAT D commercial hygienic partition washing machine is the impressive expression of the quality of our STAHL laundry machines. It was developed by us and perfectly matches our philosophy of optimum quality and long service life. With its striking size and multiple protection against suds, it is extremely sturdy and sophisticated.

**DIVIMAT – in two different models**

The **DIVIMAT D** is the model which is loaded from the front and unloaded from the opposite side. Depending on the size of the machine, this design has one, two (Pullman) or three chambers (y-partition) so as to make loading and unloading of the laundry easier for you and to increase the level of satisfaction among your staff.

The **DIVIMAT S** is the other design from STAHL, which is side loaded and is unloaded through a large porthole door on the clean side. This side loader model is available with capacities of 14, 19, 22 and 35 kg.



PASS-THROUGH WASHING MACHINES DIVIMAT

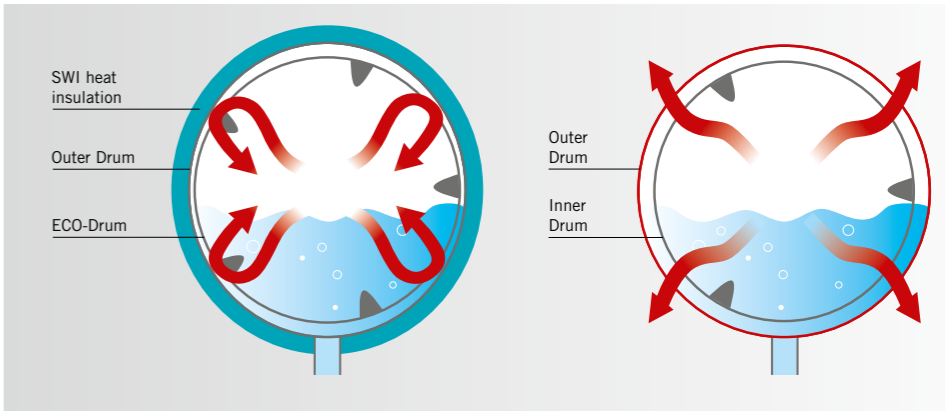

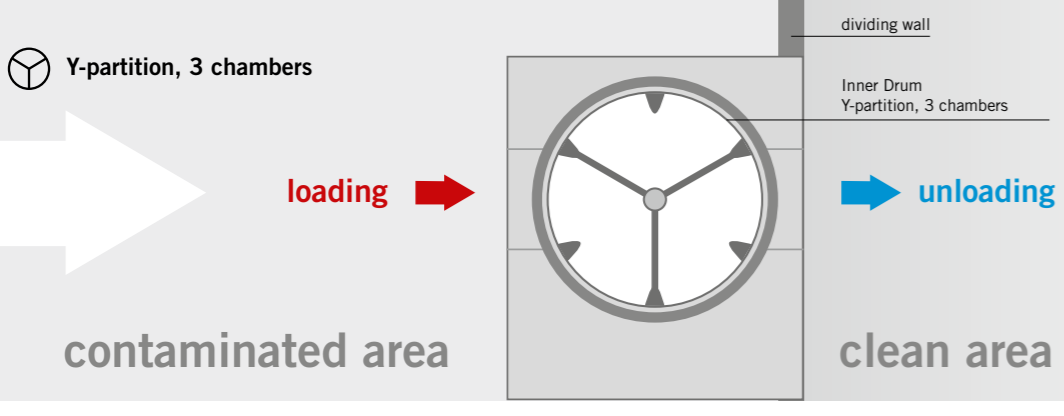
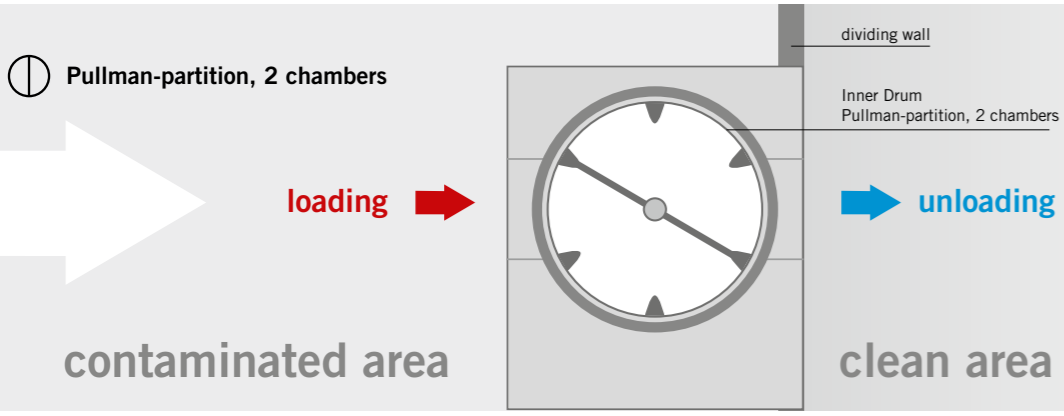
# Higher performance, reliable and efficient.



DIVIMAT D-Y

The future is yours – with state-of-the-art technology

- **FREEpro touch**  
All functions are centrally controlled by the innovative FREEpro micro-processor control unit. The design is well-organised and ensures an easy operation of the machine.
- Drum bearing – best quality, advanced technology and long-lasting.
- Extremely robust construction
- Large, ergonomic door opening
- Ergonomic design to promote efficiency
- Linen saving conical perforation of the Eco-Drum
- Perforations efficient in number and size
- Perforated lifters for fast flooding of the wash load
- Control technology to satisfy any requirement
- Combination of powder and liquid detergents within one program
- Intelligent cold and warm water supply
- Connection to integrated or external water recuperation system
- Quantity control with level sensor
- Easily adaptable to future wash processes and new textiles
- Wet-cleaning system
- Controlled cool down to prevent creasing
- Combined PULS/Cool-Down/SPEED-Flow/SWI technologies to save time, water and energy
- Trigger of external dosing pumps
- Control of external energy management and trigger of peak-load switch
- Modern sensor technology to comply with temperature curves
- Dual heating system
- PTS 3 power-transmission-system helps save energy
- Made in Germany for over 100 years



**STAHL Eco-Drum:**

- Fast draining including lint
- Gentle conical perforations with soft radiuses

**SWI heat insulation by STAHL**

- SWI stops heat from radiating out (red arrow) as unused energy and keeps it inside the Eco-Drum instead. This results in marked energy savings
- No heat loss = Energy savings

**Conventional machines**

- Without insulation a high proportion of the heat is radiated out (red arrow) as unused energy
- High heat loss = Energy loss

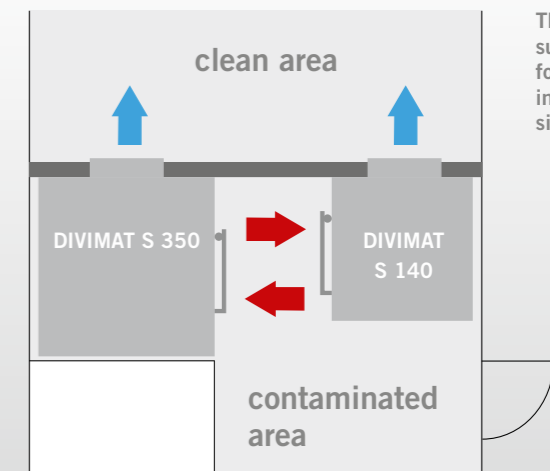
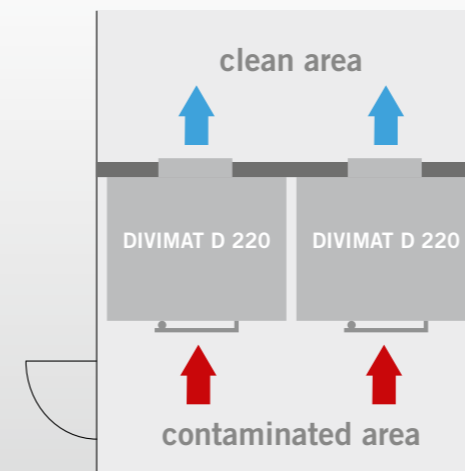


**STAHL**  
WASCHEREIMASCHINEN

### Optimized use of space with DIVIMAT D and DIVIMAT S

**DIVIMAT D** requires less space than other systems. No access to the machine from the side required for maintenance etc. This means that the machines can be positioned closely next to each other or right next to a wall. This results in space saving of up to 30%.

The **DIVIMAT S** allows you full flexibility. Depending on your installation situation, the machine can be **loaded from both sides – right or left**. This allows an installation even with little space available as well as in niches or corners.



The most suitable design for each installation situation.

DIVIMAT D											DIVIMAT D-Y		
Model		140	180	220	290	400	350	450	600	800	1200	1600	2000
Drum volume	l	140	187	220	290	400	350	450	600	800	1200	1600	2000
Load capacity (dry load)*	ca. kg	12-16	17-20	22-24	29-32	40-44	35-39	45-50	60-70	80-90	120-135	160-180	200-220
Spin speed variable up to	rpm	1000	1000	1000	1000	1000	900	900	900	900	700	700	700
Chambers		1	1	1	1	1	1/2	1/2	1/2	1/2	3	3	3
Door opening	mm	540 x 540		540 x 540			540 x 540				650 x 560		
Number of perforated lifters		4	4	5	5	5	6	6	6	6	6	6	6
<b>Connected values</b>													
Electric heating	kW	12	18	18/24	24/36	36	36	36	36/54	72	on request		
Steam HP / LP (4-6 bar)	ca. kg/h	12	18	18	24	36	36	45	60	80	120	160	200
<b>Space requirements</b>													
Width	mm	1130	1310	1200	1380	1560	1200	1380	1560	1920	1790	2090	2340
Depth	mm	960	960	1180	1180	1180	1344	1344	1344	1344	1870	1870	1870
Height	mm	1400	1400	1685	1685	1685	1715	1715	1715	1715	2290	2290	2290
Minimum installation width	mm	760	760	900	900	900	1090	1090	1090	1090	on request		
Net weight	kg	600	650	895	995	1200	1160	1455	1630	2030	4150	4400	4850

\* Depending on load type

DIVIMAT S					
Model		140	190	220	350
Drum volume	l	142	190	220	330
Load capacity (dry load)*	ca. kg	14	19	22	35
Spin speed variable up to	rpm	1000	1000	1000	900
Chambers		1	1	1	1
Door opening	mm	530 x 300		530 x 300	530 x 350
Number of perforated lifters		4	5	5	6
<b>Connected values</b>					
Electric heating	kW	12	18	18	36
Steam HP / LP (4-6 bar)	ca. kg/h	9	18	18	45
<b>Space requirements</b>					
Width	mm	945	1160	1160	1275
Depth	mm	1050	1115	1115	1250
Height	mm	1300	1370	1370	1620
Minimum installation width	mm	740	870	870	1060
Net weight	kg	370	430	430	980

\* Depending on load type

For four generations the name STAHL has been a synonym for innovative technology, reliable after sales service and value.

**Full-range systems provider STAHL:**

- **Washing machines** for quick and efficient laundry care up to 115 kg
- **Pass-through washing machines DIVIMAT** for your needs up to 200 kg
- **Tumble dryers** with the most modern technology available for energy-saving drying up to 110 kg
- **High-performance ironers** are the perfect laundry finish for any need
- **SERVANT**, the ideal feeding machine for efficient and high quality processing
- **STARFOLD folding machine**, intelligent and time-saving technology
- **DOMESTIC folding machine for flat laundry** – your powerful and efficient partner
- **KOMBIFOLD terry cloth folding machine** – precise folding, sorting and stacking of your terry cloth towels and dry laundry
- **Trolley wash / Disinfection sluice**
- **Hydro-extractors**



Washing machine WS  
10–60 kg

Washing machine  
ATOLL  
6–115 kg

Tumble dryer  
8–110 kg

Flatwork ironer  
210–2010 mm  
Roller diameter

Folding machine  
KOMBIFOLD for terry cloth  
towelling and dry laundry

Quality since 1909 – Made in Germany

**Gottlob STAHL Wäschereimaschinenbau GmbH**

Ulmenstraße 24 | D-71069 Sindelfingen

Telephone +49 7031 73840 | Fax +49 7031 738490

welcome@stahl-g.com | www.stahl-laundry-machines.com



**PROFESSIONALS WORK WITH STAHL**